
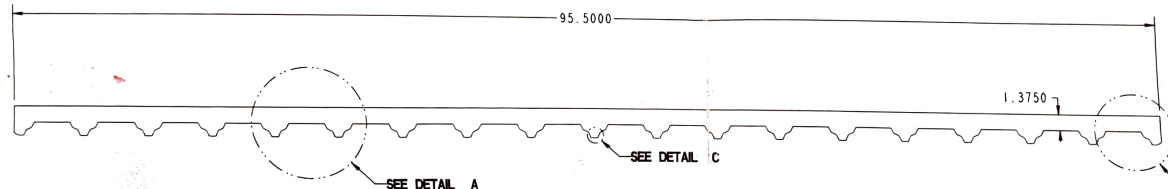


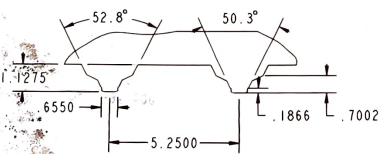
REVISIONS			
REV	DESCRIPTION	BY	APPR DATE
B	ECN4004800	AEB	AEB 14-MAY-12



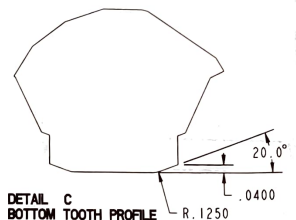
DETAIL B
SCALE 1:4



SEE DETAIL C



DETAIL A
TOOTH PROFILE DETAIL
SCALE 14



DETAIL C
BOTTOM TOOTH PROFILE
SCALE 21

UNLESS OTHERWISE SPECIFIED DIMENSIONS ARE IN INCHES		NAME	DATE	TITAN TRAILERS			
TOLERANCES: FRACTIONAL: 1/32" - 1/16" 1/16" - 1/2" ±1/16 ANGULAR: MACHINED ±0.25° BEND ±0.5° DECIMALS: TWO PLACE ±0.08 THREE PLACE ±0.031		MODELED BY:	LT 11-FEB-11				
INTERPRET GEOMETRIC TOLERANCING PER: ANSI		DRAWN BY:	LT 11-FEB-11				
PROPRIETARY AND CONFIDENTIAL THE INFORMATION CONTAINED IN THIS DRAWING IS THE SOLE PROPERTY OF TITAN TRAILERS, INC. ANY REPRODUCTION IN PART OR AS A WHOLE WITHOUT THE WRITTEN PERMISSION OF TITAN TRAILERS, INC. IS PROHIBITED.		CHECKED BY:	LT 11-FEB-11				
WATERJET		DESC:		WIPER, FLIP UP SHEDDER, 18 SLAT, UK 100" WIDE BODY RIGGED ALUMINUM SLAT			
PROCESS		MATERIAL DESCRIPTION:					
RELEASE LEVEL	in Work	MATERIAL:	OTHER	FINISH:	OTHER	WEIGHT:	3.415 LBS
STOCK PART	N	DWG. NO.:		90AWF_000358		REV	B
THIRD ANGLE PROJECTION		SCALE:		1:8		SHEET 1 OF 1	

5553 TU KITS

PCS ASSY TOTAL

12

NUMBER OF TOTAL

PCS ASSY

8